

FGS Statistics Summary - Clearing Round 17 (28/04/2017)

Table1 - Submitted Options

FGS Option	Number Submitted	Total Value £	Area ha	Average £/ha
Woodland Creation	625	62,297,120	13,659	4,561
Agroforestry	1	8,484	4	2,100
WIG Planning	372	1,362,846		
WIG RR	426	4,865,248	11,663	417
WIG Habitat and Species/LISS	63	4,348,216		
WIG WIAT	22	1,832,834		
SMF Native Woodlands	35	1,310,981		
SMF Species Control	67	1,425,652		
SMF Public Access	18	112,034		
SMF Rural Access	20	366,000		
Harvesting & Processing	48	641,887		
Forest Infrastructure	21	405,381		
Tree Health	43	342,639		
Forestry Cooperation	9	75,500		
Total submitted	1770	79,394,821	25,326	

Table 2 - Approved Options (subset of Table 1)

FGS Option	Number Submitted	Total Value £	Area ha	Average £/ha
Woodland Creation	466	46,008,041	10,135	4,539
Agroforestry	1	8,484	4	2,100
WIG Planning	330	1,215,963		
WIG RR	352	3,887,421	9,289	419
WIG Habitat and Species/LISS	44	3,828,775		
WIG WIAT	13	937,416		
SMF Native Woodlands	21	866,295		
SMF Species Control	47	1,055,244		
SMF Public Access	10	56,052		
SMF Rural Access	11	203,238		
Harvesting & Processing	36	482,482		
Forest Infrastructure	18	350,739		
Tree Health	37	291,663		
Forestry Cooperation	8	65,500		
Total approved	1394	59,257,312	19,428	

Table 3 - Approved Woodland Creation Options by Woodland Type

WC Woodland Type	Number Submitted	Total Value £	Area ha	Woodland Type % of total	Average £/ha
Conifer Option	129	22,423,386	5,239	52 %	4,280
Diverse Conifer	36	3,922,509	765	8 %	5,127
Broadleaves	34	3,358,981	373	4 %	9,007
Native Broadleaves	123	6,324,792	1,259	12 %	5,024
Native Scots Pine	25	5,256,703	1,332	13 %	3,948
Native Upland Birch	33	2,626,302	760	8 %	3,454
Small or Farm Woodlands	64	1,745,107	212	2 %	8,238
Native Broadleaves in Northern and Western Isles	8	89,129	9	0 %	9,625
Native Low Density	14	261,133	186	2 %	1,400
Total	466	46,008,041	10,135	100 %	
CSGN (subset of total)	153	4,109,125	1,867		2,200

Table 4 - Approved Woodland Creation Options (ha) by Conservancy

WC Woodland Type	Highland and Islands	Grampian	Perth and Argyll	Central Scotland	South Scotland	Grand Total
Conifer Option	263	270	1,241	723	2,742	5,239
Diverse Conifer	278	107	135	47	198	765
Broadleaves	65	6	168	105	29	373
Native Broadleaves	380	80	288	186	325	1,259
Native Scots Pine	914	320	98			1,332
Native Upland Birch	597	10	52	71	30	760
Small or Farm Woodlands	10	27	36	69	71	212
Native Broadleaves in Northern and Western Isles	9					9
Native Low Density	44	5	100		37	186
Total	2,561	824	2,117	1,201	3,432	10,135
CSGN (subset of total)			193	1,201	474	1,867

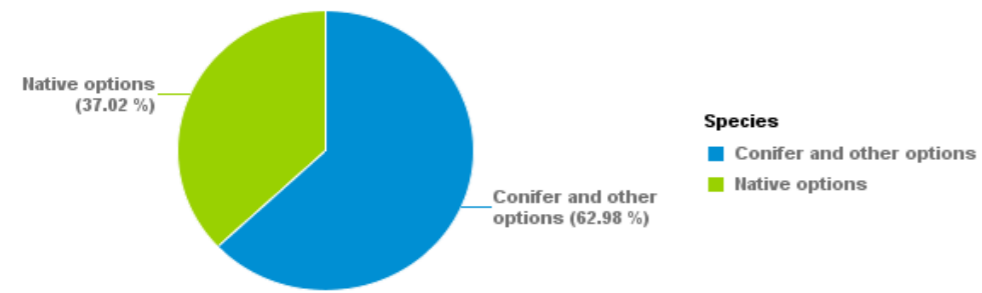
Table 5 - Approved Woodland Creation Options by Claim Year

WC Woodland Type	Area 2015 (ha)	Area 2016 (ha)	Area 2017 (ha)	Area 2018 (ha)	Area 2019-23 (ha)	Total Area (ha)
Conifer Option		2,738	1,980	521		5,239
Diverse Conifer		326	386	54		765
Broadleaves		191	166	16		373
Native Broadleaves		410	468	298	83	1,259
Native Scots Pine		483	619	217	12	1,332
Native Upland Birch		246	370	120	25	760
Small or Farm Woodlands	1	109	100	2		212
Native Broadleaves in Northern and Western Isles		1	8			9
Native Low Density		10	95	75	7	186
Total	1	4,513	4,191	1,304	126	10,135
CSGN (subset of total)		821	969	77		1,867

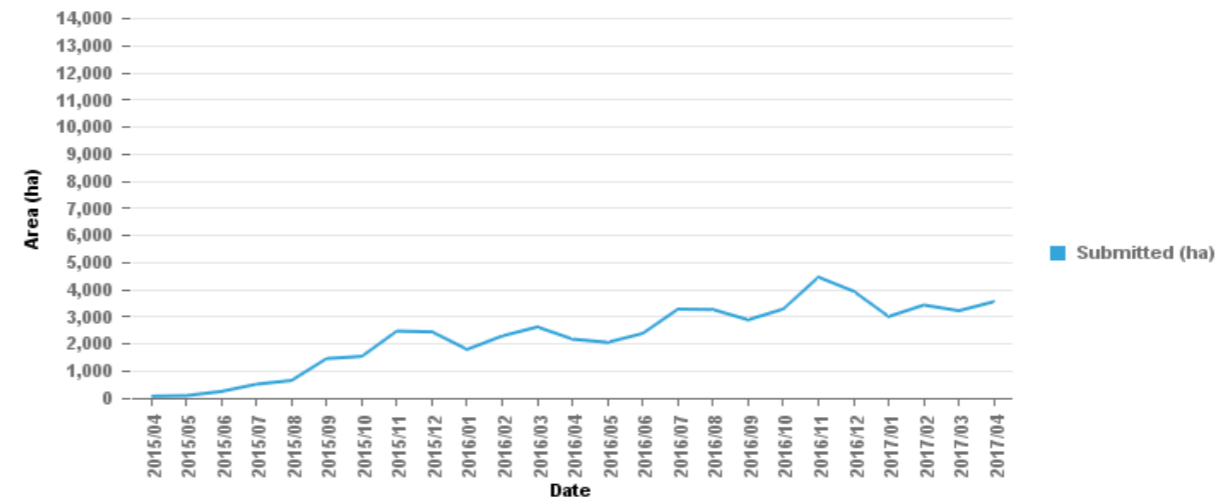
Table 6 – Pre-submitted Woodland Creation Options by Conservancy

WC Woodland Type	Highland and Islands	Grampian	Perth and Argyll	Central Scotland	South Scotland	Grand Total
Conifer / Diverse Conifer	250	1001	2090	935	4970	9246
Native & Other	500	280	1029	281	287	2377
Total	750	1281	3119	1216	5257	11623

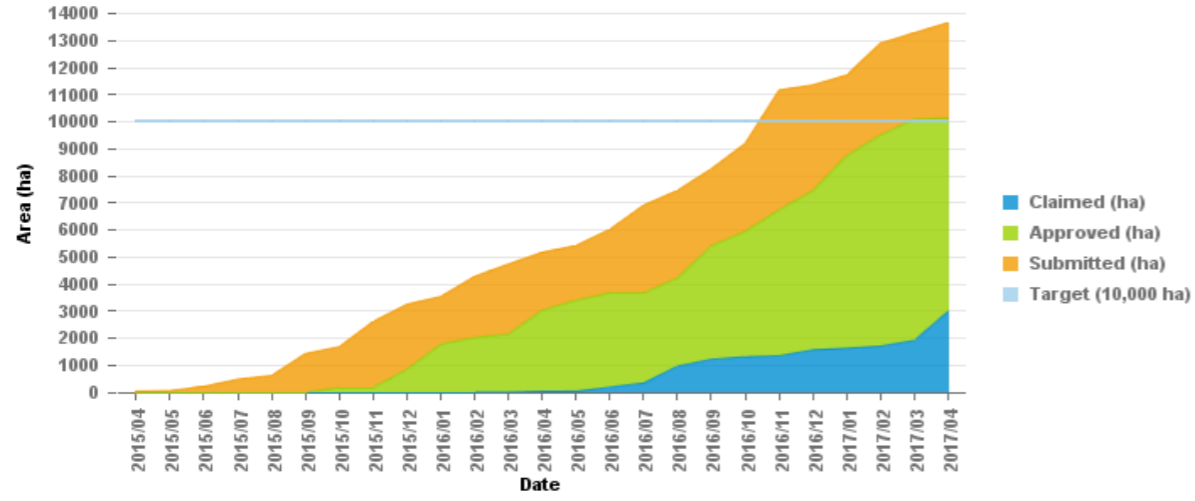
Woodland Creation - Conifer & other options vs Native



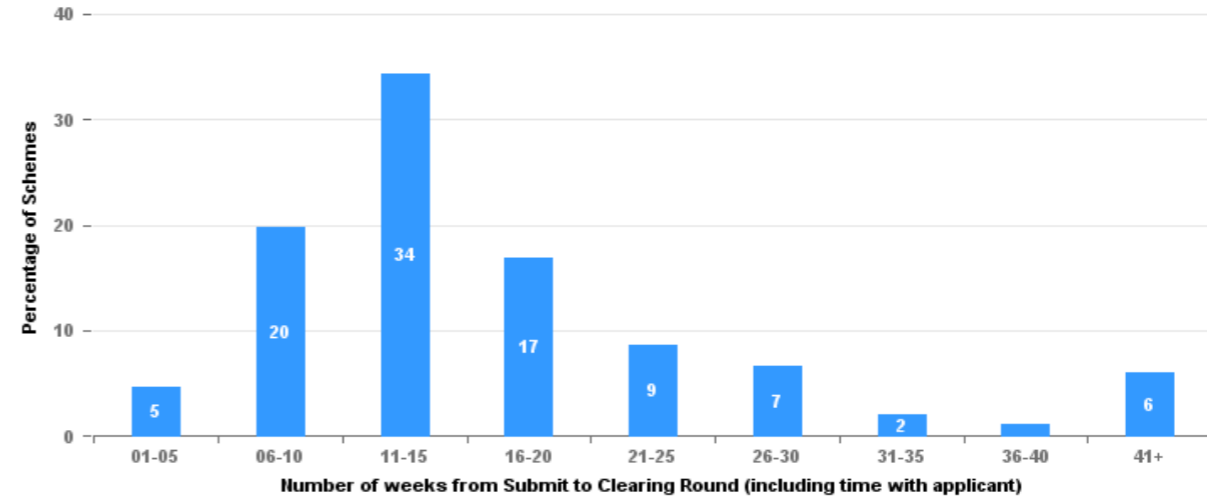
Woodland Creation - Submitted but not approved - Total



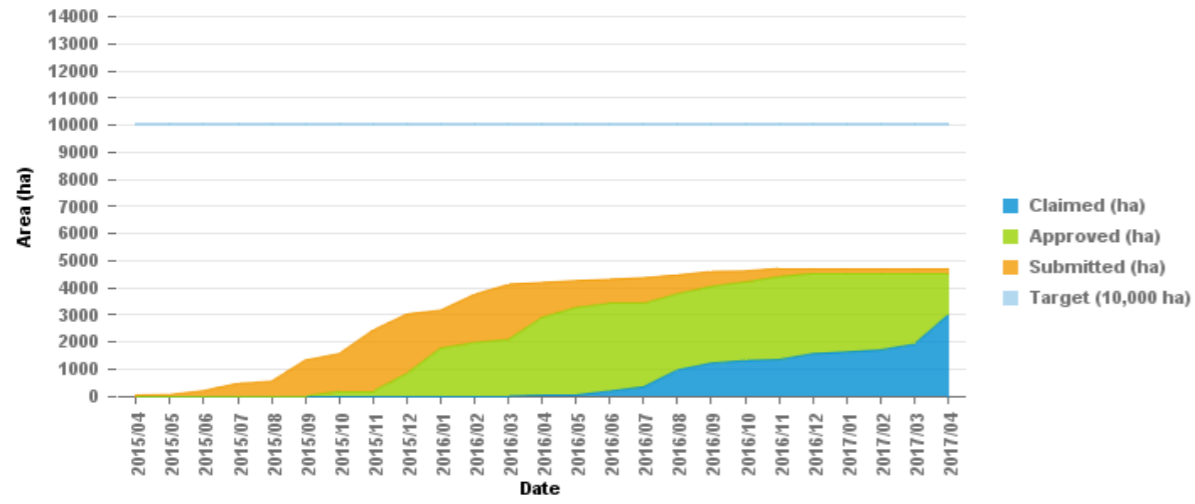
Woodland Creation - Submitted vs Approved vs Claimed - Total



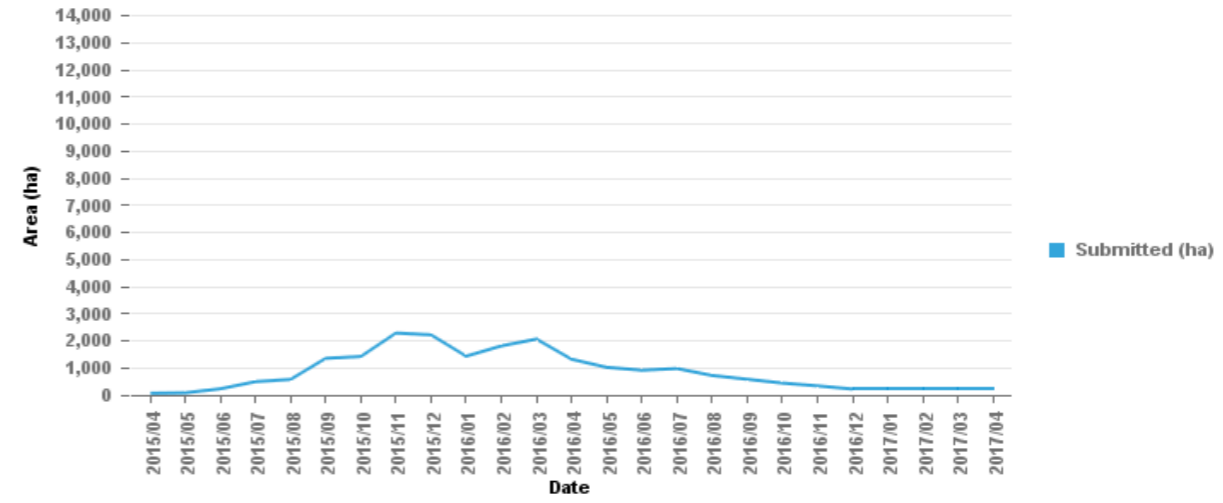
Woodland Creation - Processing Times vs % of Schemes



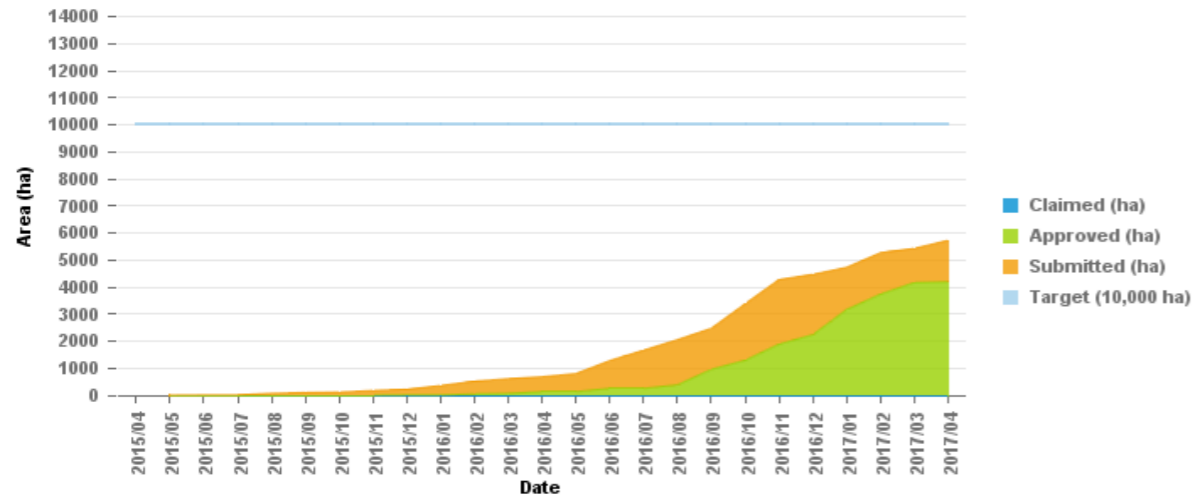
Woodland Creation - Submitted vs Approved vs Claimed - Claim Year 2016



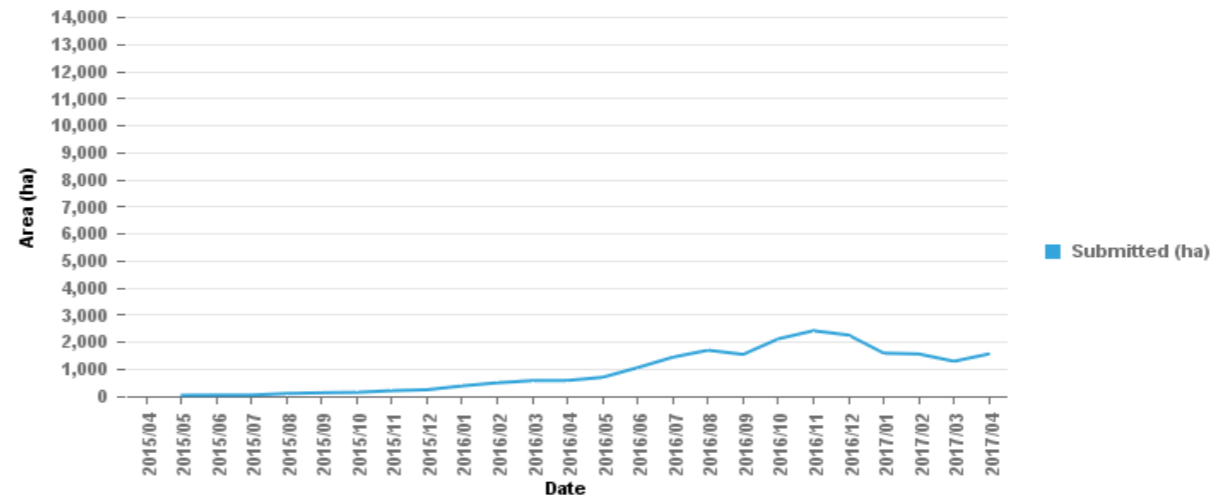
Woodland Creation - Submitted but not approved - Claim Year 2016



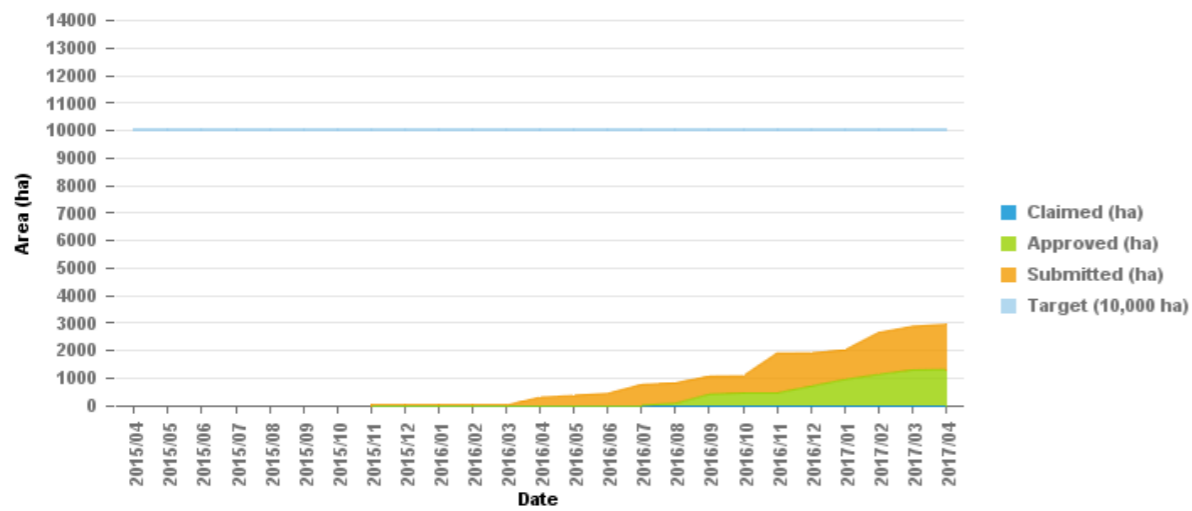
Woodland Creation - Submitted vs Approved vs Claimed - Claim Year 2017



Woodland Creation - Submitted but not approved - Claim Year 2017



Woodland Creation - Submitted vs Approved vs Claimed - Claim Year 2018



Woodland Creation - Submitted but not approved - Claim Year 2018

