

## FGS Statistics Summary - Clearing Round 23 (October 2017)

**Table1 - Submitted Options**

FGS Option	Number Submitted	Total Value £	Area ha	Average £/ha
Woodland Creation	879	95,326,710	20,505	4,649
WIG Planning	430	1,640,833		
WIG RR	500	5,921,602	13,910	426
WIG Habitat and Species/LISS	81	5,414,680		
WIG WIAT	29	2,203,282		
SMF Native Woodlands	46	1,552,214		
SMF Species Control	78	1,729,990		
SMF Public Access	24	138,803		
SMF Rural Access	24	372,132		
Harvesting & Processing	63	951,506		
Forest Infrastructure	32	697,538		
Tree Health	53	402,430		
Forestry Cooperation	10	85,500		
<b>Total submitted</b>	<b>2249</b>	<b>116,437,221</b>	<b>34,415</b>	

**Table 2 - Approved Options (subset of Table 1)**

FGS Option	Number Submitted	Total Value £	Area ha	Average £/ha
Woodland Creation	671	68,909,679	14,787	4,660
WIG Planning	383	1,433,601		
WIG RR	426	5,015,381	11,584	433
WIG Habitat and Species/LISS	64	4,917,338		
WIG WIAT	26	2,058,701		
SMF Native Woodlands	30	1,030,147		
SMF Species Control	63	1,393,008		
SMF Public Access	22	127,193		
SMF Rural Access	15	273,232		
Harvesting & Processing	37	478,708		
Forest Infrastructure	23	451,946		
Tree Health	50	361,012		
Forestry Cooperation	9	75,500		
<b>Total approved</b>	<b>1819</b>	<b>86,525,445</b>	<b>26,371</b>	

**Table 3 - Approved Woodland Creation Options by Woodland Type**

WC Woodland Type	Number Submitted	Total Value £	Area ha	Woodland Type % of total	Average £/ha
Conifer Option	190	32,012,669	7,240	49 %	4,422
Diverse Conifer	54	6,340,049	1,260	9 %	5,032
Broadleaves	53	5,576,810	623	4 %	8,946
Native Broadleaves	176	10,895,777	2,162	15 %	5,039
Native Scots Pine	37	7,534,631	1,868	13 %	4,034
Native Upland Birch	51	4,043,364	1,159	8 %	3,489
Small or Farm Woodlands	82	2,100,442	257	2 %	8,183
Native Broadleaves in Northern and Western Isles	10	120,199	12	0 %	9,992
Native Low Density	18	285,740	206	1 %	1,388
<b>Total</b>	<b>671</b>	<b>68,909,679</b>	<b>14,787</b>	<b>100 %</b>	
CSGN (subset of total)	222	6,194,633	2,734		2,266

**Table 4 - Approved Woodland Creation Options (ha) by Conservancy**

WC Woodland Type	Highland and Islands	Grampian	Perth and Argyll	Central Scotland	South Scotland	Grand Total
Conifer Option	384	311	2,167	1,023	3,355	7,240
Diverse Conifer	387	292	266	72	242	1,260
Broadleaves	77	6	349	135	57	623
Native Broadleaves	764	118	630	279	371	2,162
Native Scots Pine	1,150	606	113			1,868
Native Upland Birch	922	34	80	92	30	1,159
Small or Farm Woodlands	18	27	50	75	87	257
Native Broadleaves in Northern and Western Isles	12					12
Native Low Density	60	5	100		41	206
<b>Total</b>	<b>3,774</b>	<b>1,399</b>	<b>3,755</b>	<b>1,676</b>	<b>4,183</b>	<b>14,787</b>
CSGN (subset of total)			382	1,676	675	2,734

**Table 5 - Approved Woodland Creation Options by Claim Year**

WC Woodland Type	Area 2015 (ha)	Area 2016 (ha)	Area 2017 (ha)	Area 2018 (ha)	Area 2019-23 (ha)	Total Area (ha)
Conifer Option		2,348	2,855	1,916	121	7,240
Diverse Conifer		326	439	463	32	1,260
Broadleaves		120	374	68	61	623
Native Broadleaves		402	690	931	138	2,162
Native Scots Pine		483	678	694	12	1,868
Native Upland Birch		202	464	418	76	1,159
Small or Farm Woodlands	1	108	131	17		257
Native Broadleaves in Northern and Western Isles		1	8	1	1	12
Native Low Density		10	95	94	7	206
<b>Total</b>	<b>1</b>	<b>4,000</b>	<b>5,735</b>	<b>4,604</b>	<b>448</b>	<b>14,787</b>
CSGN (subset of total)		725	1,467	542		2,734

**Table 6a – Pre-submitted Woodland Creation Options by Conservancy – 2018**

	Highland and Islands	Grampian	Perth and Argyll	Central Scotland	South Scotland	Grand Total
Conifer / Diverse Conifer	136	1,129	1,347	1,100	2,250	5,962
Native & Other	435	235	644	304	150	1,768
<b>Total</b>	<b>571</b>	<b>1,364</b>	<b>1,991</b>	<b>1,404</b>	<b>2,400</b>	<b>7,730</b>

**Table 7b – Pre-submitted Woodland Creation Options by Conservancy – 2019**

	Highland and Islands	Grampian	Perth and Argyll	Central Scotland	South Scotland	Grand Total
Conifer / Diverse Conifer	100	220	900	0	2,890	4,110
Native & Other	0	0	430	0	30	460
<b>Total</b>	<b>100</b>	<b>220</b>	<b>1,330</b>	<b>0</b>	<b>2,920</b>	<b>4,570</b>

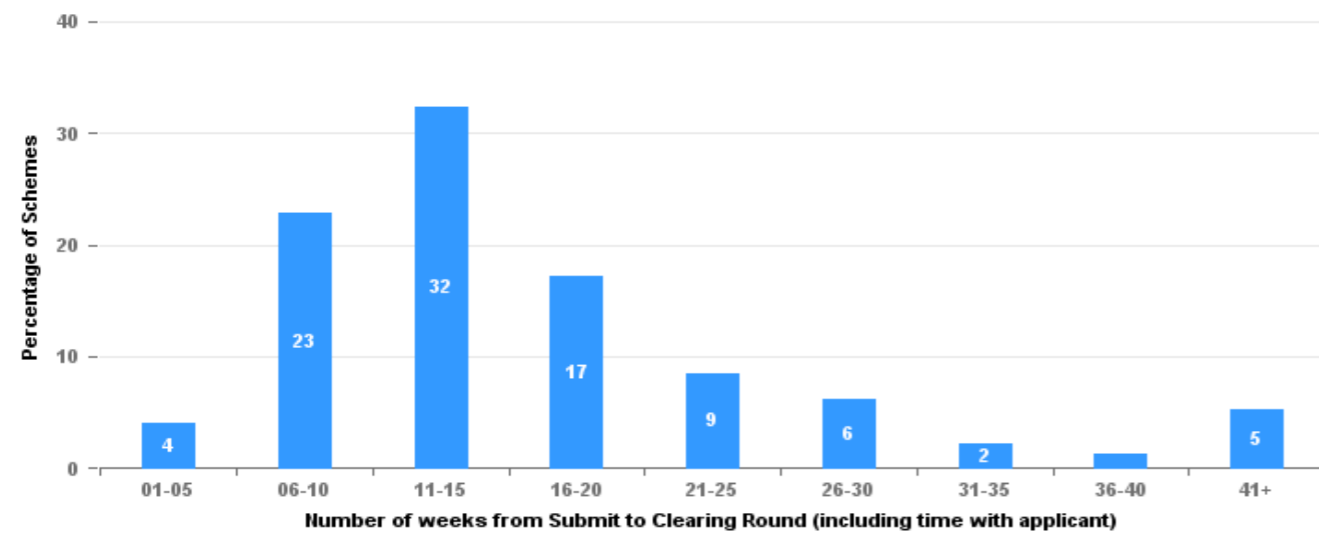
**Table 7 - Claimed Options (authorised and paid or in process of payment)**

FGS Option	Number Claimed	Claimed Value £	Claimed Area	Claimed Value 2015 £	Claimed Value 2016 £	Claimed Value 2017 £
Woodland Creation	327	19,847,165	5,714	30,645	12,284,406	7,532,114
WIG Planning	149	583,173		6,708	386,911	189,554
WIG RR	258	2,507,299		41,654	1,653,979	811,666
WIG Habitat and Species/LISS	27	1,713,286			1,349,508	363,778
WIG WIAT	7	200,824			157,288	43,536
Harvesting & Processing	23	252,303		73,048	109,284	69,971
Forest Infrastructure	14	254,912		72,214	160,558	22,140
Tree Health	29	195,404		27,664	99,740	68,000
Forestry Cooperation	3	20,500			20,500	
<b>Total:</b>	<b>837</b>	<b>25,574,866</b>	<b>5,714</b>	<b>251,933</b>	<b>16,222,173</b>	<b>9,100,760</b>

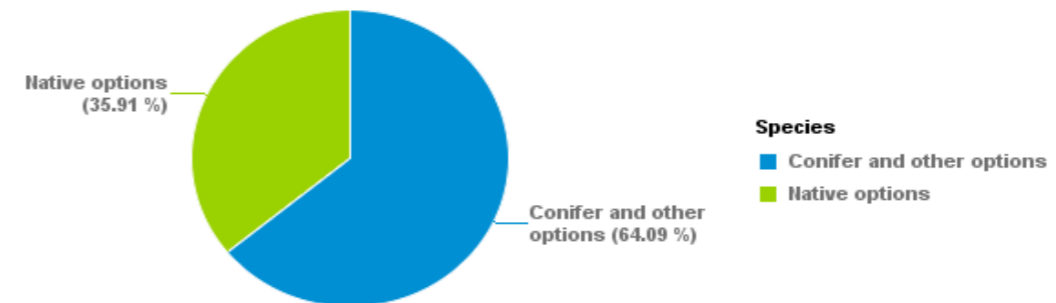
**Table 8 - Claimed Woodland Creation Options by Claim Year**

WC Woodland Type	Number Claimed 2015	Claimed Area 2015	Claimed Value 2015 £	Number Claimed 2016	Claimed Area 2016	Claimed Value 2016 £	Number Claimed 2017	Claimed Area 2017	Claimed Value 2017 £
Conifer Option				69	2,102	6,674,522	41	1,117	3,880,495
Diverse Conifer				20	325	1,070,999	7	141	459,742
Broadleaves				15	120	778,350	13	137	855,411
Native Broadleaves				53	339	1,554,615	34	267	938,086
Native Scots Pine	1		17,990	7	477	1,086,013	8	153	435,224
Native Upland Birch	1		6,054	7	170	509,078	14	186	546,488
Woodlands in Northern and Western Isles				1	1	6,425	3	1	13,289
Small or Farm Woodlands	1	1	6,602	34	99	581,222	18	50	368,597
Native Low Density				2	10	23,183	4	17	34,782
<b>Total:</b>	<b>3</b>	<b>1</b>	<b>30,645</b>	<b>208</b>	<b>3,643</b>	<b>12,284,406</b>	<b>142</b>	<b>2,071</b>	<b>7,532,114</b>

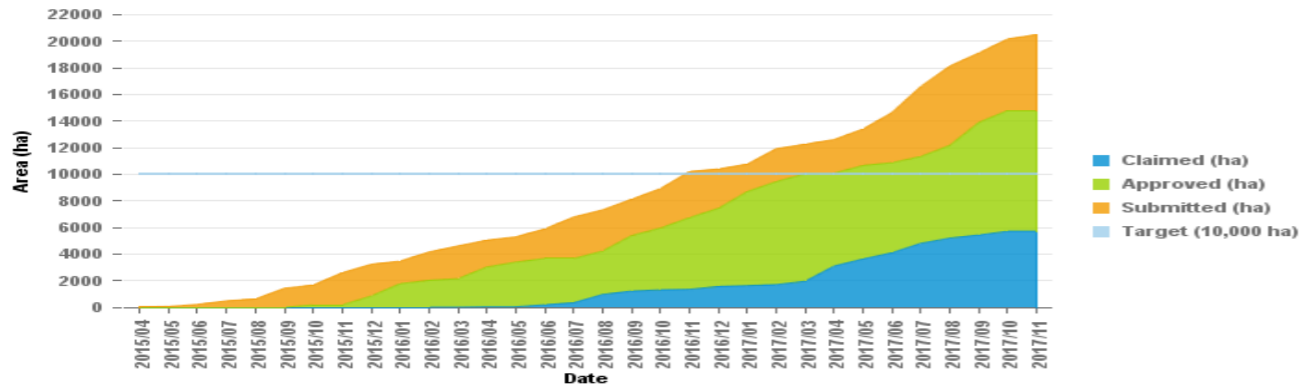
**Woodland Creation - Processing Times vs % of Schemes**



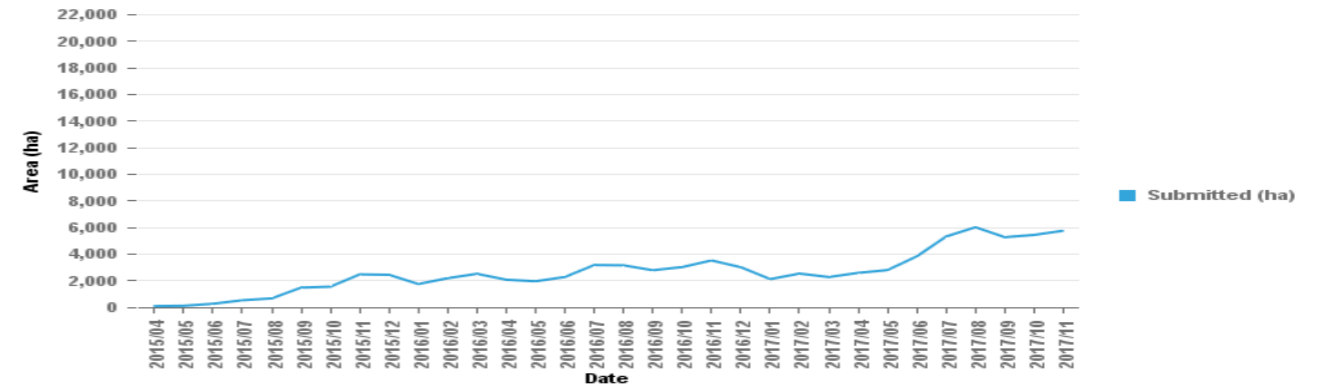
**Woodland Creation - Conifer & other options vs Native**



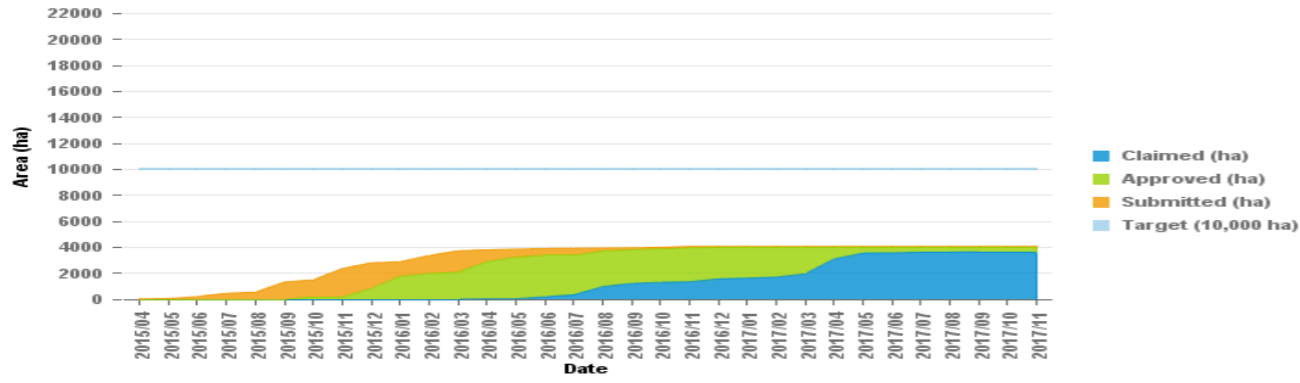
Woodland Creation - Submitted vs Approved vs Claimed - Total



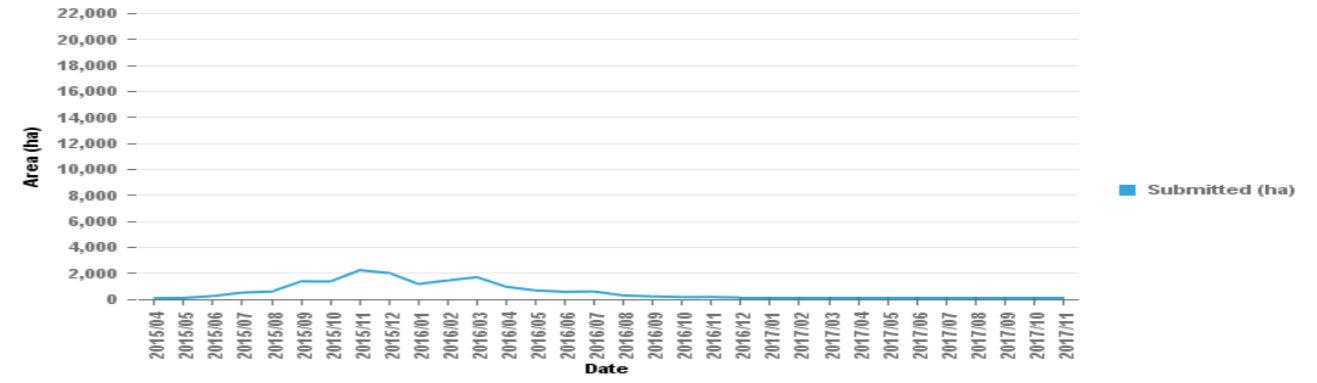
Woodland Creation - Submitted but not approved - Total



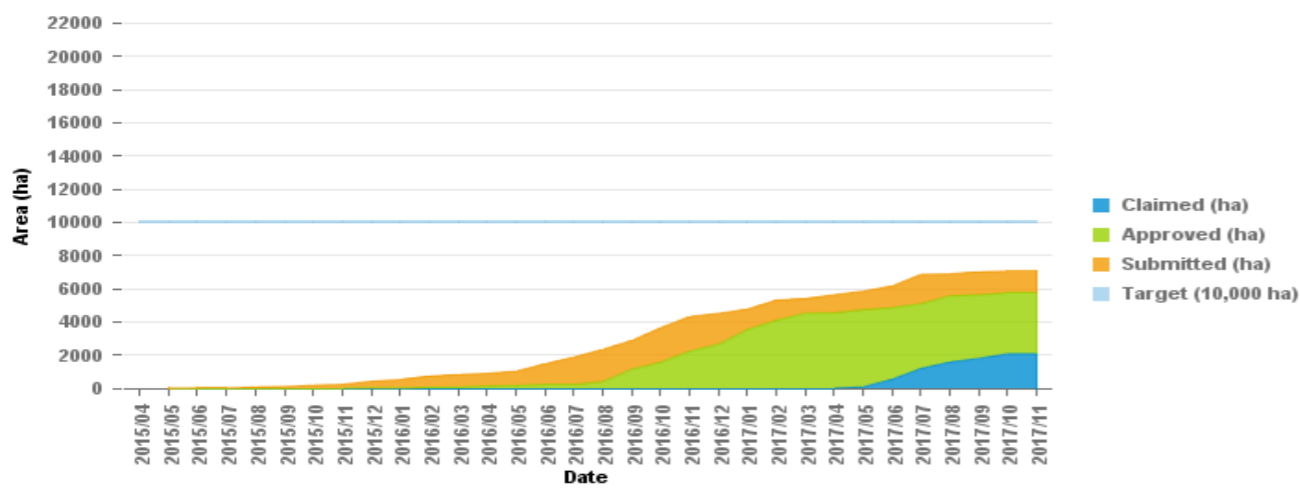
Woodland Creation - Submitted vs Approved vs Claimed - Claim Year 2016



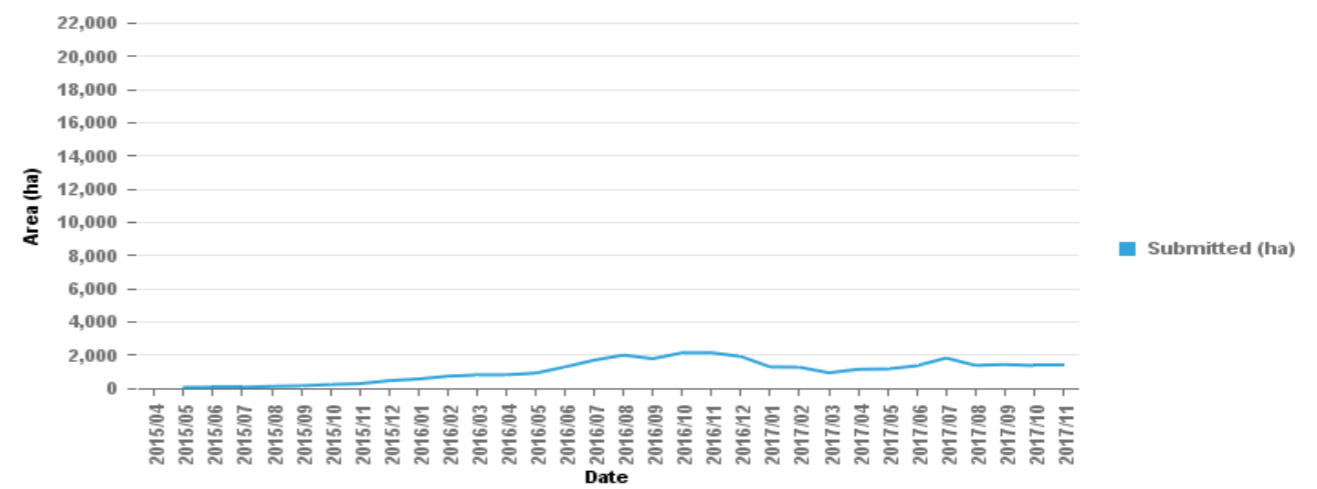
Woodland Creation - Submitted but not approved - Claim Year 2016



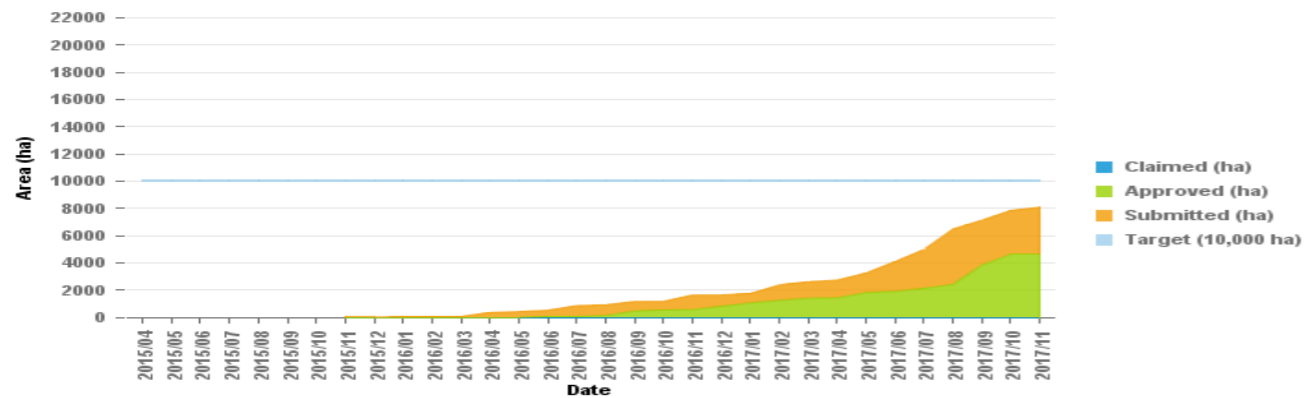
Woodland Creation - Submitted vs Approved vs Claimed - Claim Year 2017



Woodland Creation - Submitted but not approved - Claim Year 2017



Woodland Creation - Submitted vs Approved vs Claimed - Claim Year 2018



Woodland Creation - Submitted but not approved - Claim Year 2018

