

## FGS Statistics Summary - Clearing Round 18 (25/05/2017)

Table1 - Submitted Options

FGS Option	Number Submitted	Total Value £	Area ha	Average £/ha
Woodland Creation	648	64,943,095	14,185	4,578
Agroforestry	1	8,484	4	2,100
WIG Planning	382	1,415,544		
WIG RR	433	5,095,409	12,095	421
WIG Habitat and Species/LISS	63	4,276,472		
WIG WIAT	22	1,819,670		
SMF Native Woodlands	39	1,515,882		
SMF Species Control	66	1,407,226		
SMF Public Access	18	112,034		
SMF Rural Access	21	372,440		
Harvesting & Processing	47	613,154		
Forest Infrastructure	22	413,718		
Tree Health	46	350,676		
Forestry Cooperation	9	75,500		
<b>Total submitted</b>	<b>1817</b>	<b>82,419,306</b>	<b>26,284</b>	

Table 2 - Approved Options (subset of Table 1)

FGS Option	Number Submitted	Total Value £	Area ha	Average £/ha
Woodland Creation	485	48,503,840	10,674	4,544
Agroforestry	1	8,484	4	2,100
WIG Planning	339	1,248,450		
WIG RR	360	3,983,220	9,483	420
WIG Habitat and Species/LISS	46	3,841,197		
WIG WIAT	16	1,240,404		
SMF Native Woodlands	23	905,522		
SMF Species Control	52	1,111,244		
SMF Public Access	13	81,499		
SMF Rural Access	13	289,970		
Harvesting & Processing	36	456,740		
Forest Infrastructure	18	350,739		
Tree Health	38	292,537		
Forestry Cooperation	8	65,500		
<b>Total approved</b>	<b>1448</b>	<b>62,379,345</b>	<b>20,161</b>	

**Table 3 - Approved Woodland Creation Options by Woodland Type**

WC Woodland Type	Number Submitted	Total Value £	Area ha	Woodland Type % of total	Average £/ha
Conifer Option	133	22,888,744	5,320	50 %	4,302
Diverse Conifer	37	4,288,845	850	8 %	5,047
Broadleaves	36	3,437,254	380	4 %	9,050
Native Broadleaves	130	7,317,444	1,444	14 %	5,066
Native Scots Pine	27	5,568,716	1,417	13 %	3,929
Native Upland Birch	35	2,893,598	853	8 %	3,393
Small or Farm Woodlands	65	1,758,977	213	2 %	8,251
Native Broadleaves in Northern and Western Isles	8	89,129	9	0 %	9,625
Native Low Density	14	261,133	186	2 %	1,400
<b>Total</b>	<b>485</b>	<b>48,503,840</b>	<b>10,674</b>	<b>100 %</b>	
CSGN (subset of total)	162	4,336,665	1,956		2,217

**Table 4 - Approved Woodland Creation Options (ha) by Conservancy**

WC Woodland Type	Highland and Islands	Grampian	Perth and Argyll	Central Scotland	South Scotland	Grand Total
Conifer Option	257	285	1,240	751	2,787	5,320
Diverse Conifer	363	107	135	47	198	850
Broadleaves	65	6	168	112	29	380
Native Broadleaves	513	80	305	217	329	1,444
Native Scots Pine	1,000	320	98			1,417
Native Upland Birch	690	10	52	71	30	853
Small or Farm Woodlands	10	27	36	70	71	213
Native Broadleaves in Northern and Western Isles	9					9
Native Low Density	44	5	100		37	186
<b>Total</b>	<b>2,951</b>	<b>839</b>	<b>2,134</b>	<b>1,269</b>	<b>3,481</b>	<b>10,674</b>
CSGN (subset of total)			210	1,269	477	1,956

**Table 5 - Approved Woodland Creation Options by Claim Year**

WC Woodland Type	Area 2015 (ha)	Area 2016 (ha)	Area 2017 (ha)	Area 2018 (ha)	Area 2019-23 (ha)	Total Area (ha)
Conifer Option		2,647	2,041	632		5,320
Diverse Conifer		326	386	139		850
Broadleaves		182	182	16		380
Native Broadleaves		404	578	379	83	1,444
Native Scots Pine		483	629	293	12	1,417
Native Upland Birch		236	387	205	25	853
Small or Farm Woodlands	1	109	101	2		213
Native Broadleaves in Northern and Western Isles		1	8			9
Native Low Density		10	95	75	7	186
<b>Total</b>	<b>1</b>	<b>4,398</b>	<b>4,407</b>	<b>1,741</b>	<b>126</b>	<b>10,674</b>
CSGN (subset of total)		812	1,042	102		1,956

**Table 6a – Pre-submitted Woodland Creation Options by Conservancy for 2017**

WC Woodland Type	Highland and Islands	Grampian	Perth and Argyll	Central Scotland	South Scotland	Grand Total
Conifer / Diverse Conifer	80	415	250	0	600	1345
Native & Other	170	70	0	30	50	320
<b>Total</b>	<b>250</b>	<b>485</b>	<b>250</b>	<b>30</b>	<b>650</b>	<b>1665</b>

**Table 6b – Pre-submitted Woodland Creation Options by Conservancy for 2018**

WC Woodland Type	Highland and Islands	Grampian	Perth and Argyll	Central Scotland	South Scotland	Grand Total
Conifer / Diverse Conifer	80	249	2250	1160	3000	6739
Native & Other	410	200	1000	281	250	2141
<b>Total</b>	<b>490</b>	<b>449</b>	<b>3250</b>	<b>1441</b>	<b>3250</b>	<b>8880</b>

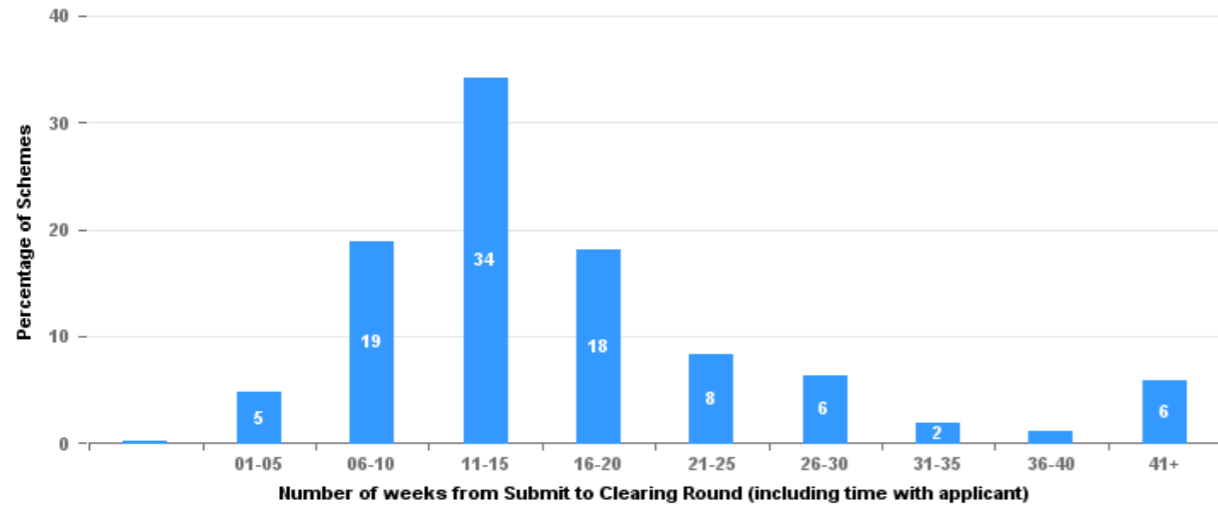
**Table 7 - Claimed Options (authorised and paid or in process of payment)**

FGS Option	Number Claimed	Claimed Value £	Claimed Area	Claimed Value 2015 £	Claimed Value 2016 £	Claimed Value 2017 £
Woodland Creation	204	11,908,486	3,609	30,645	11,704,073	173,767
WIG Planning	107	395,656		6,708	381,814	7,134
WIG RR	188	1,628,029		41,654	1,558,846	27,529
WIG Habitat and Species/LISS	21	1,341,327			1,323,920	17,408
WIG WIAT	5	157,288			157,288	
Harvesting & Processing	16	182,332		73,048	109,284	
Forest Infrastructure	12	218,958		72,214	146,744	
Tree Health	18	153,810		27,664	99,740	26,406
Forestry Cooperation	3	20,500			20,500	
<b>Total:</b>	<b>574</b>	<b>16,006,386</b>	<b>3,609</b>	<b>251,933</b>	<b>15,502,208</b>	<b>252,244</b>

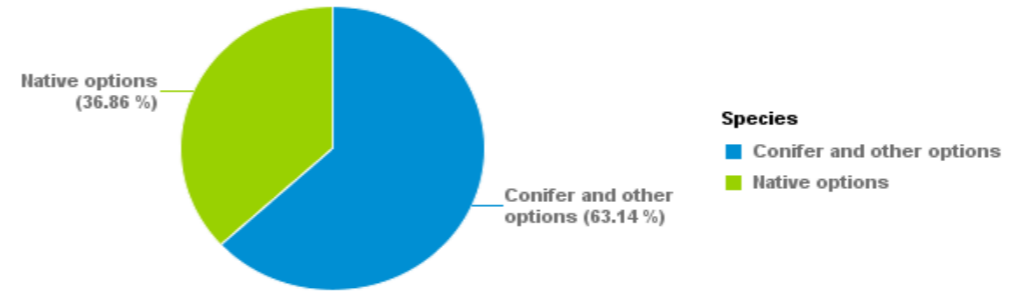
**Table 8 - Claimed Woodland Creation Options by Claim Year**

WC Woodland Type	Number Claimed 2015	Claimed Area 2015	Claimed Value 2015 £	Number Claimed 2016	Claimed Area 2016	Claimed Value 2016 £	Number Claimed 2017	Claimed Area 2017	Claimed Value 2017 £
Conifer Option				67	2,051	6,397,835	3	61	137,961
Diverse Conifer				18	323	1,042,883			
Broadleaves				15	120	778,350			
Native Broadleaves				50	316	1,445,796	3	6	30,366
Native Scots Pine	1		17,990	7	477	1,086,013	1	2	2,760
Native Upland Birch	1		6,054	6	154	412,229			
Woodlands in Northern and Western Isles				1	1	6,425			
Small or Farm Woodlands	1	1	6,602	32	85	511,359			
Native Low Density				2	10	23,183	1	2	2,681
<b>Total:</b>	<b>3</b>	<b>1</b>	<b>30,645</b>	<b>198</b>	<b>3,537</b>	<b>11,704,073</b>	<b>8</b>	<b>71</b>	<b>173,767</b>

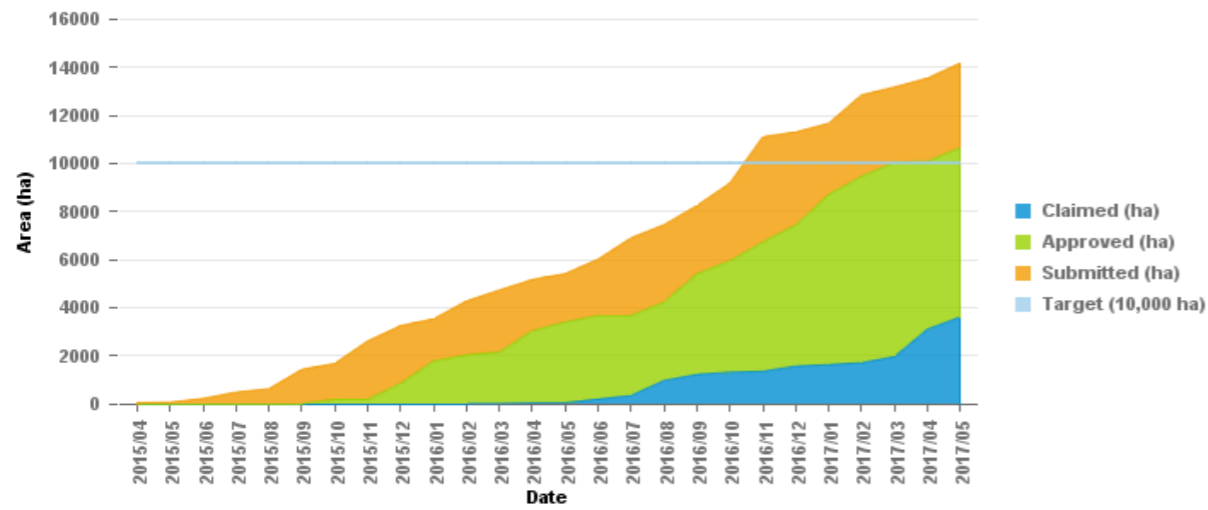
Woodland Creation - Processing Times vs % of Schemes



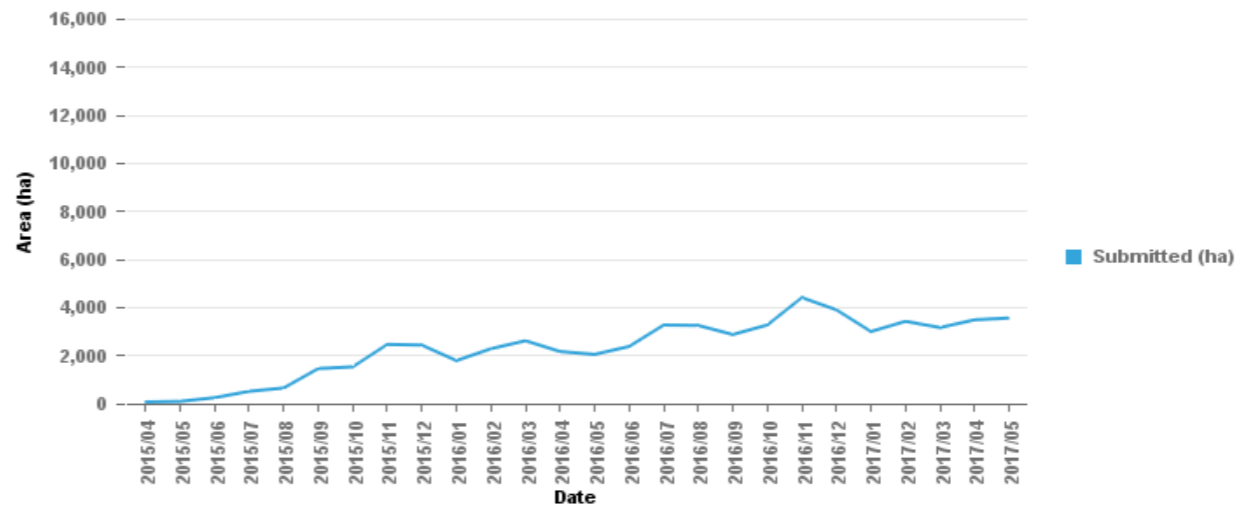
Woodland Creation - Conifer & other options vs Native



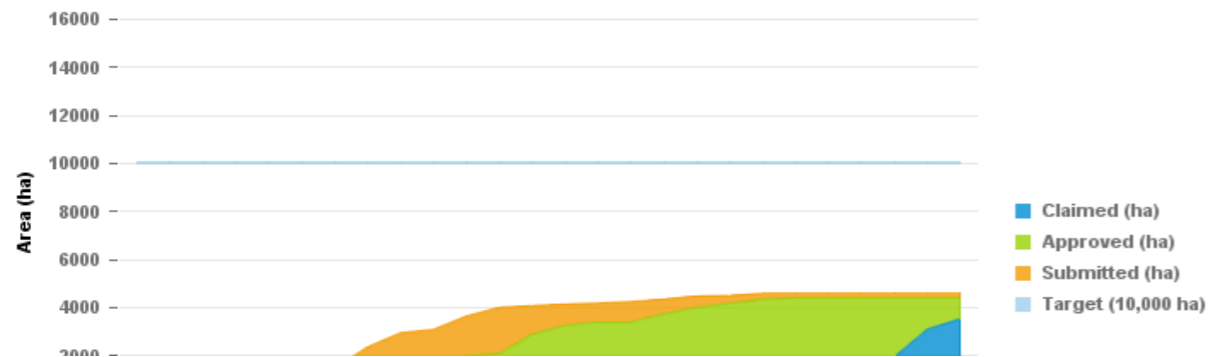
Woodland Creation - Submitted vs Approved vs Claimed - Total




Woodland Creation - Submitted but not approved - Total

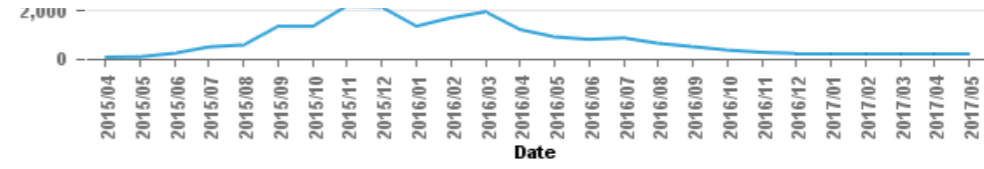
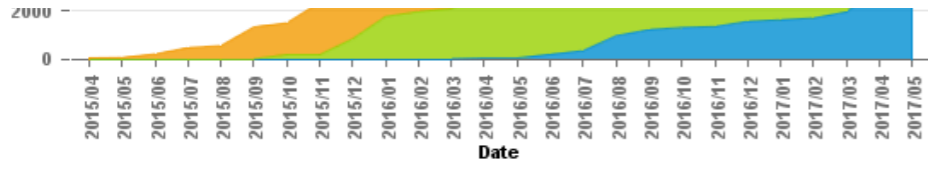


Woodland Creation - Submitted vs Approved vs Claimed - Claim Year 2016



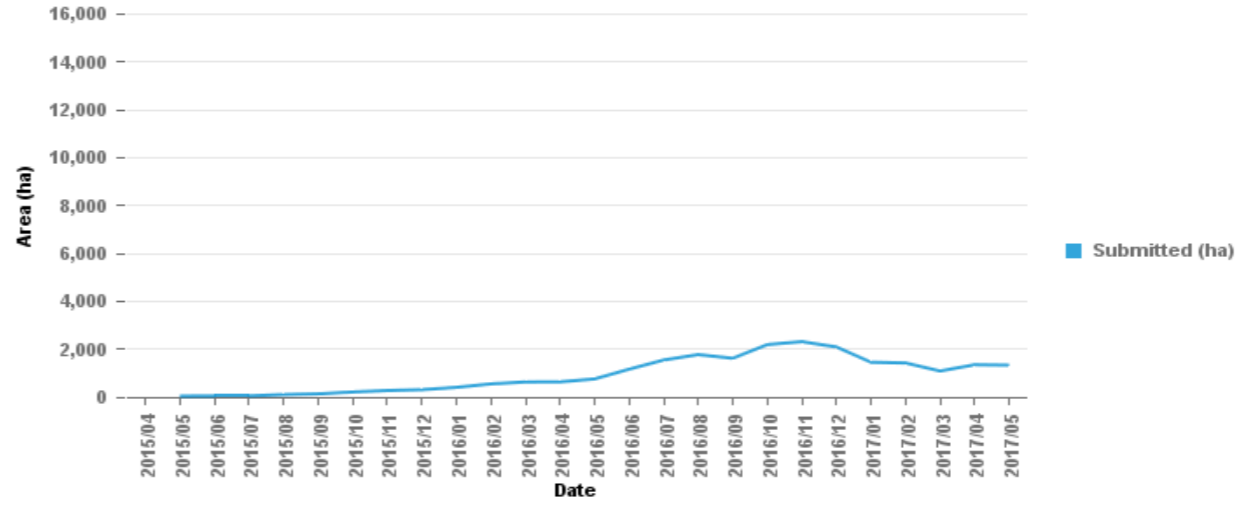
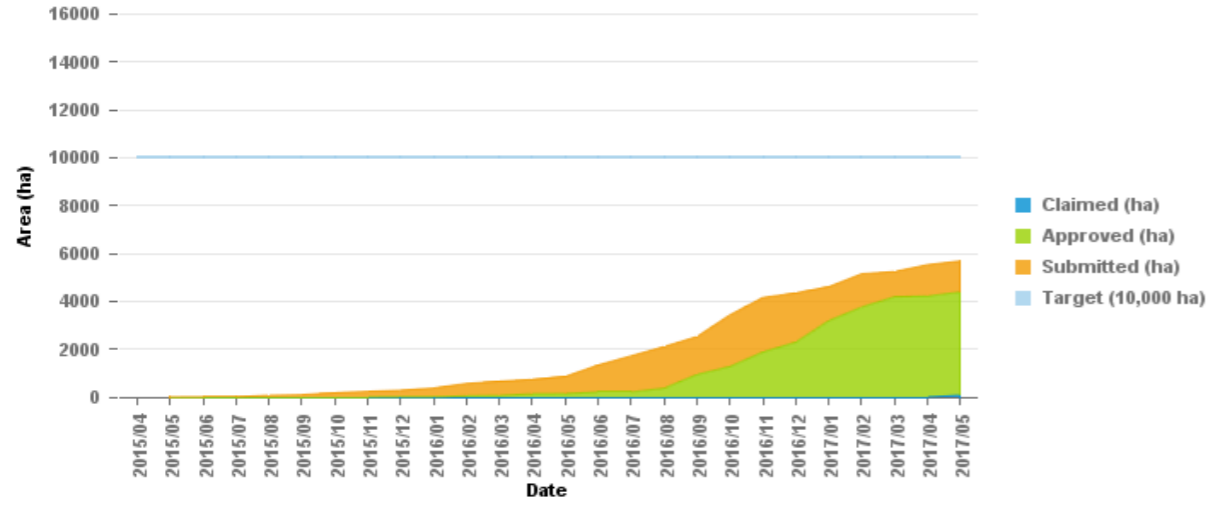
Woodland Creation - Submitted but not approved - Claim Year 2016





Woodland Creation - Submitted vs Approved vs Claimed - Claim Year 2017

Woodland Creation - Submitted but not approved - Claim Year 2017



Woodland Creation - Submitted vs Approved vs Claimed - Claim Year 2018

Woodland Creation - Submitted but not approved - Claim Year 2018

