

## FGS Statistics Summary - Clearing Round 15 (28/02/2017)

Table1 - Submitted Options

FGS Option	Number Submitted	Total Value £	Area ha	Average £/ha
Woodland Creation	575	57,098,987	12,624	4,523
Agroforestry	1	8,484	4	2,100
WIG Planning	358	1,301,797		
WIG RR	395	4,401,977	12,708	346
WIG Habitat and Species/LISS	58	4,241,146		
WIG WIAT	16	1,044,565		
SMF Native Woodlands	34	1,277,537		
SMF Species Control	65	1,376,652		
SMF Public Access	12	63,522		
SMF Rural Access	16	277,083		
Harvesting & Processing	48	631,403		
Forest Infrastructure	21	408,164		
Tree Health	44	416,339		
Forestry Cooperation	8	65,500		
<b>Total submitted</b>	<b>1651</b>	<b>72,613,156</b>	<b>25,336</b>	

Table 2 - Approved Options (subset of Table 1)

FGS Option	Number Submitted	Total Value £	Area ha	Average £/ha
Woodland Creation	433	43,093,063	9,503	4,535
Agroforestry	1	8,484	4	2,100
WIG Planning	314	1,147,806		
WIG RR	326	3,529,307	10,069	351
WIG Habitat and Species/LISS	39	3,612,614		
WIG WIAT	11	826,710		
SMF Native Woodlands	20	854,161		
SMF Species Control	45	961,192		
SMF Public Access	8	44,701		
SMF Rural Access	11	203,238		
Harvesting & Processing	27	342,355		
Forest Infrastructure	17	343,057		
Tree Health	33	277,249		
Forestry Cooperation	7	55,500		
<b>Total approved</b>	<b>1292</b>	<b>55,299,436</b>	<b>19,576</b>	

**Table 3 - Approved Woodland Creation Options by Woodland Type**

WC Woodland Type	Number Submitted	Total Value £	Area ha	Woodland Type % of total	Average £/ha
Diverse Conifer	32	3,205,884	616	6 %	5,202
Broadleaves	34	3,358,658	373	4 %	9,006
Native Broadleaves	117	6,018,010	1,202	13 %	5,006
Native Scots Pine	21	4,672,997	1,192	13 %	3,919
Native Upland Birch	28	2,140,133	641	7 %	3,338
Native Low density	14	261,133	186	2 %	1,400
Small or Farm Woodlands	58	1,569,150	191	2 %	8,209
Conifer Option	123	21,820,074	5,095	54 %	4,282
Native Broadleaves in Northern and Western Isles	6	47,025	5	0 %	9,462
<b>Total</b>	<b>433</b>	<b>43,093,063</b>	<b>9,503</b>	<b>100 %</b>	
CSGN (subset of total)	149	4,026,475	1,834		2,195

**Table 4 - Approved Woodland Creation Options (ha) by Conservancy**

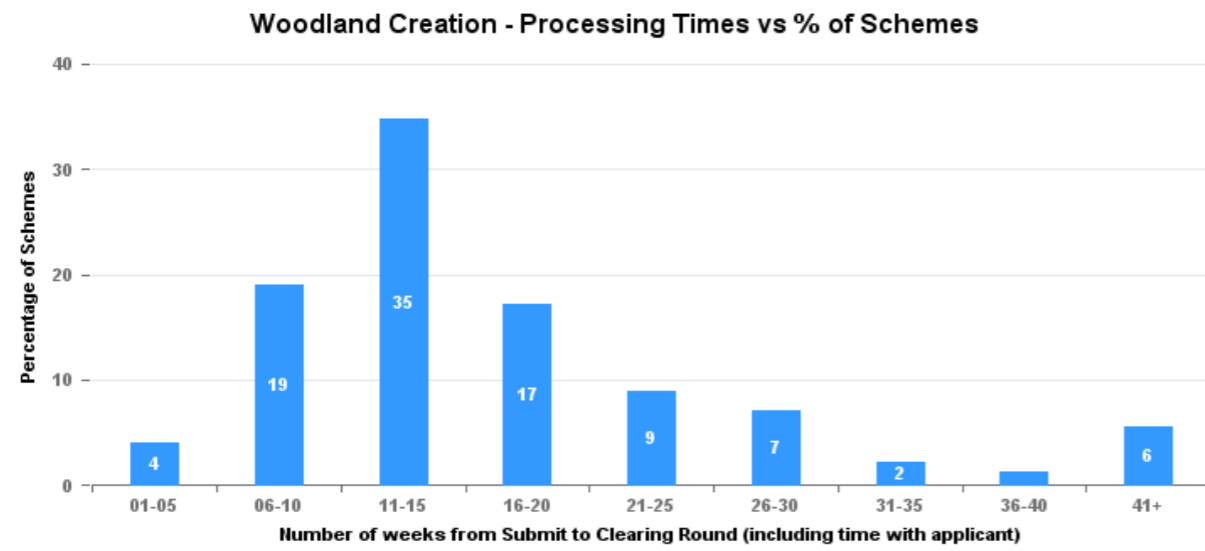
WC Woodland Type	Highland and Islands	Grampian	Perth and Argyll	Central Scotland	South Scotland	Grand Total
Diverse Conifer	162	107	135	47	165	616
Broadleaves	65	6	168	105	29	373
Native Broadleaves	353	77	288	186	298	1,202
Native Scots Pine	775	320	98			1,192
Native Upland Birch	479	10	52	69	32	641
Native Low density	44	5	100		37	186
Small or Farm Woodlands	10	23	25	66	68	191
Conifer Option	226	270	1,241	695	2,665	5,095
Native Broadleaves in Northern and Western Isles	5					5
<b>Total</b>	<b>2,119</b>	<b>816</b>	<b>2,106</b>	<b>1,168</b>	<b>3,294</b>	<b>9,503</b>
CSGN (subset of total)			193	1,168	474	1,834

**Table 5 - Approved Woodland Creation Options by Claim Year**

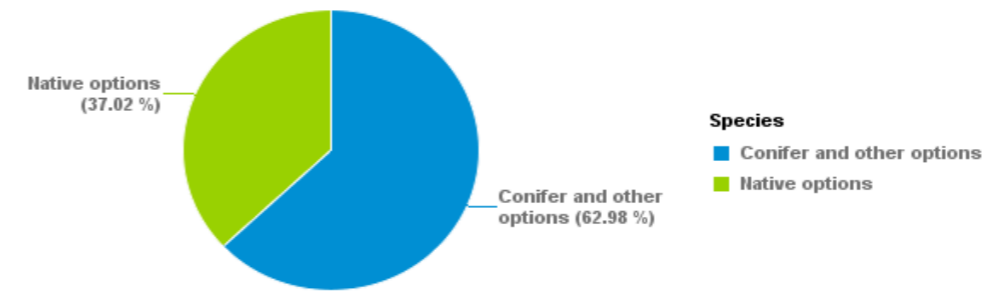
WC Woodland Type	Area 2015 (ha)	Area 2016 (ha)	Area 2017 (ha)	Area 2018 (ha)	Area 2019-23 (ha)	Total Area (ha)
Diverse Conifer		326	263	28		616
Broadleaves		191	166	16		373
Native Broadleaves		417	452	250	83	1,202
Native Scots Pine		483	505	192	12	1,192
Native Upland Birch		246	267	103	25	641
Native Low density		10	95	75	7	186
Small or Farm Woodlands	1	109	79	2		191
Conifer Option		2,747	1,889	460		5,095
Native Broadleaves in Northern and Western Isles		1	4			5
<b>Total</b>	<b>1</b>	<b>4,530</b>	<b>3,720</b>	<b>1,126</b>	<b>126</b>	<b>9,503</b>
CSGN (subset of total)		836	936	62		1,834

**Table 6 – Pre-submitted Woodland Creation Options by Conservancy  
(as at February 2017)**

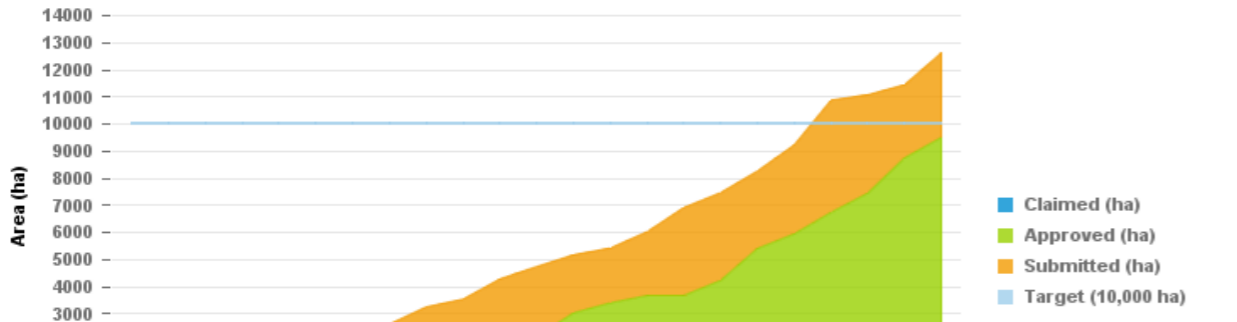
WC Woodland Type	Highland and Islands	Grampian	Perth and Argyll	Central Scotland	South Scotland	Grand Total
Conifer / Diverse Conifer	201	1001	2090	935	4970	9197
Native & Other	402	280	1029	281	287	2279
<b>Total</b>	<b>603</b>	<b>1281</b>	<b>3119</b>	<b>1216</b>	<b>5257</b>	<b>11476</b>



**Woodland Creation - Conifer & other options vs Native**



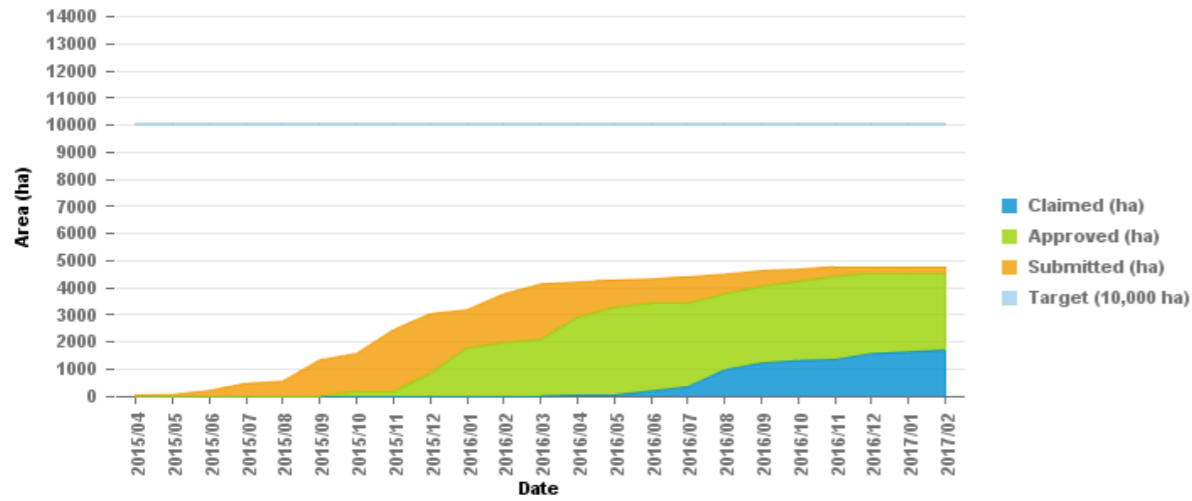
Woodland Creation - Submitted vs Approved vs Claimed - Total



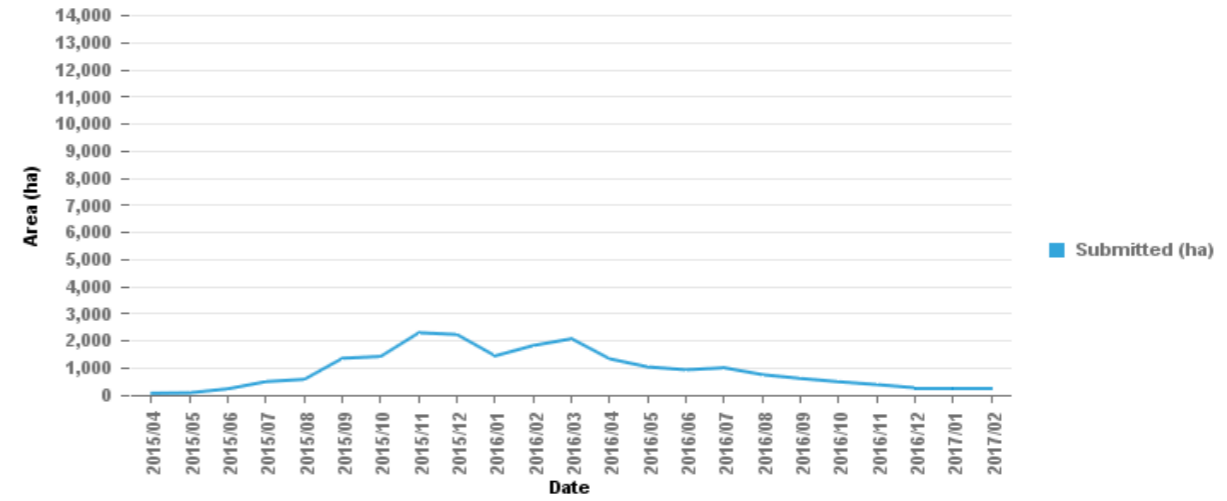
Woodland Creation - Submitted but not approved - Total



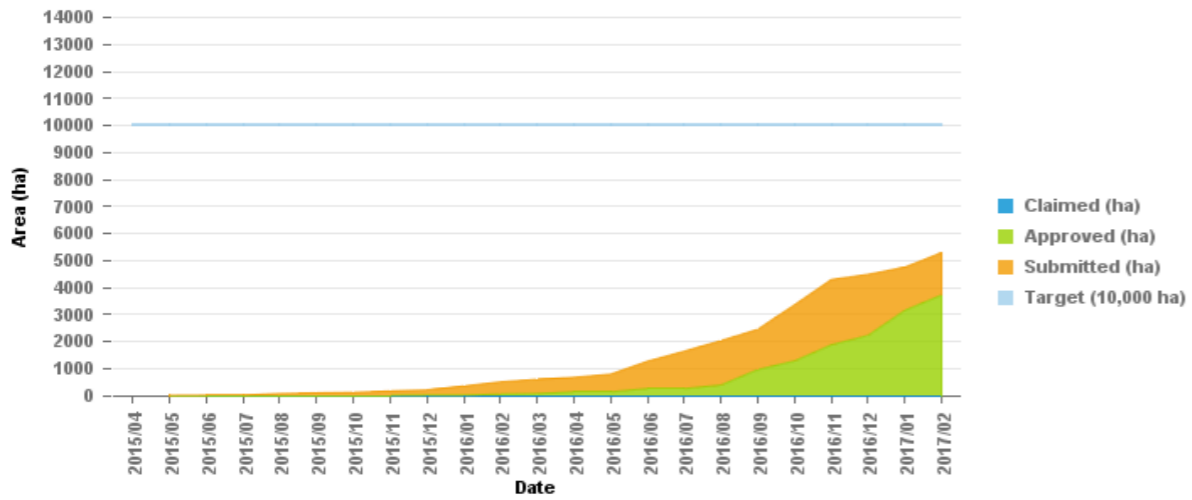
Woodland Creation - Submitted vs Approved vs Claimed - Claim Year 2016



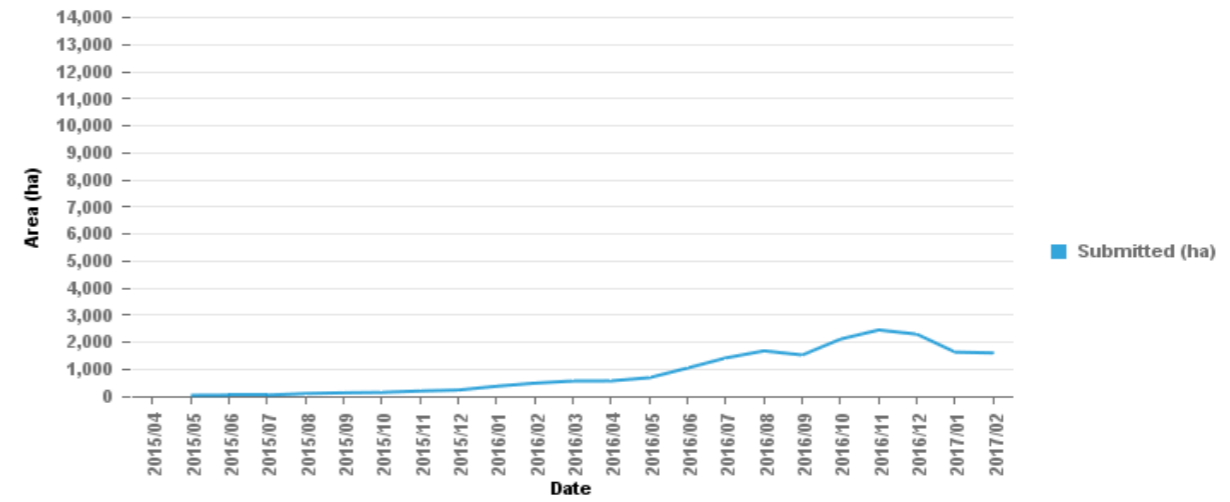
Woodland Creation - Submitted but not approved - Claim Year 2016



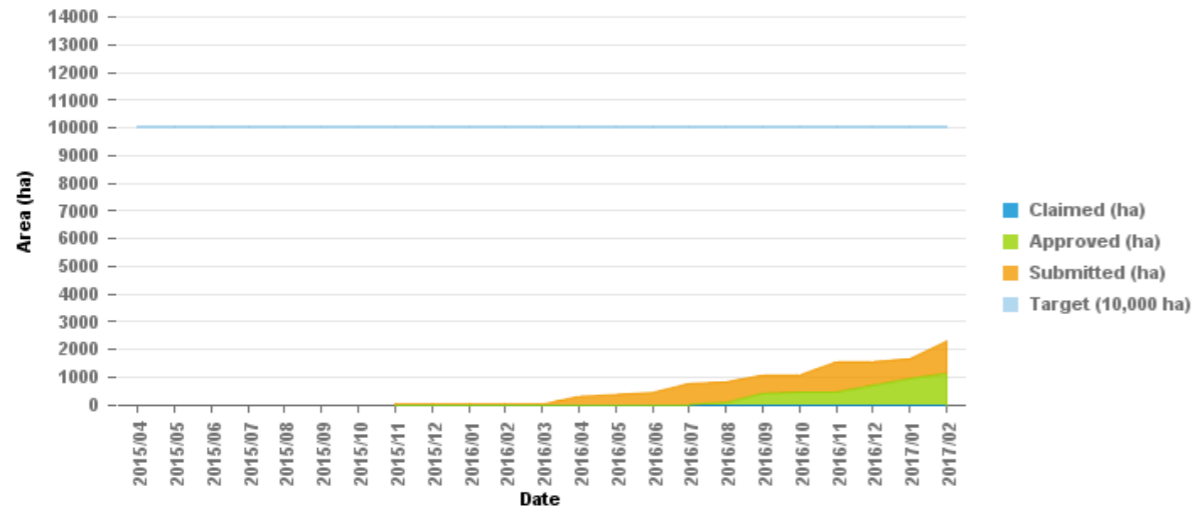
Woodland Creation - Submitted vs Approved vs Claimed - Claim Year 2017



Woodland Creation - Submitted but not approved - Claim Year 2017



Woodland Creation - Submitted vs Approved vs Claimed - Claim Year 2018



Woodland Creation - Submitted but not approved - Claim Year 2018

